

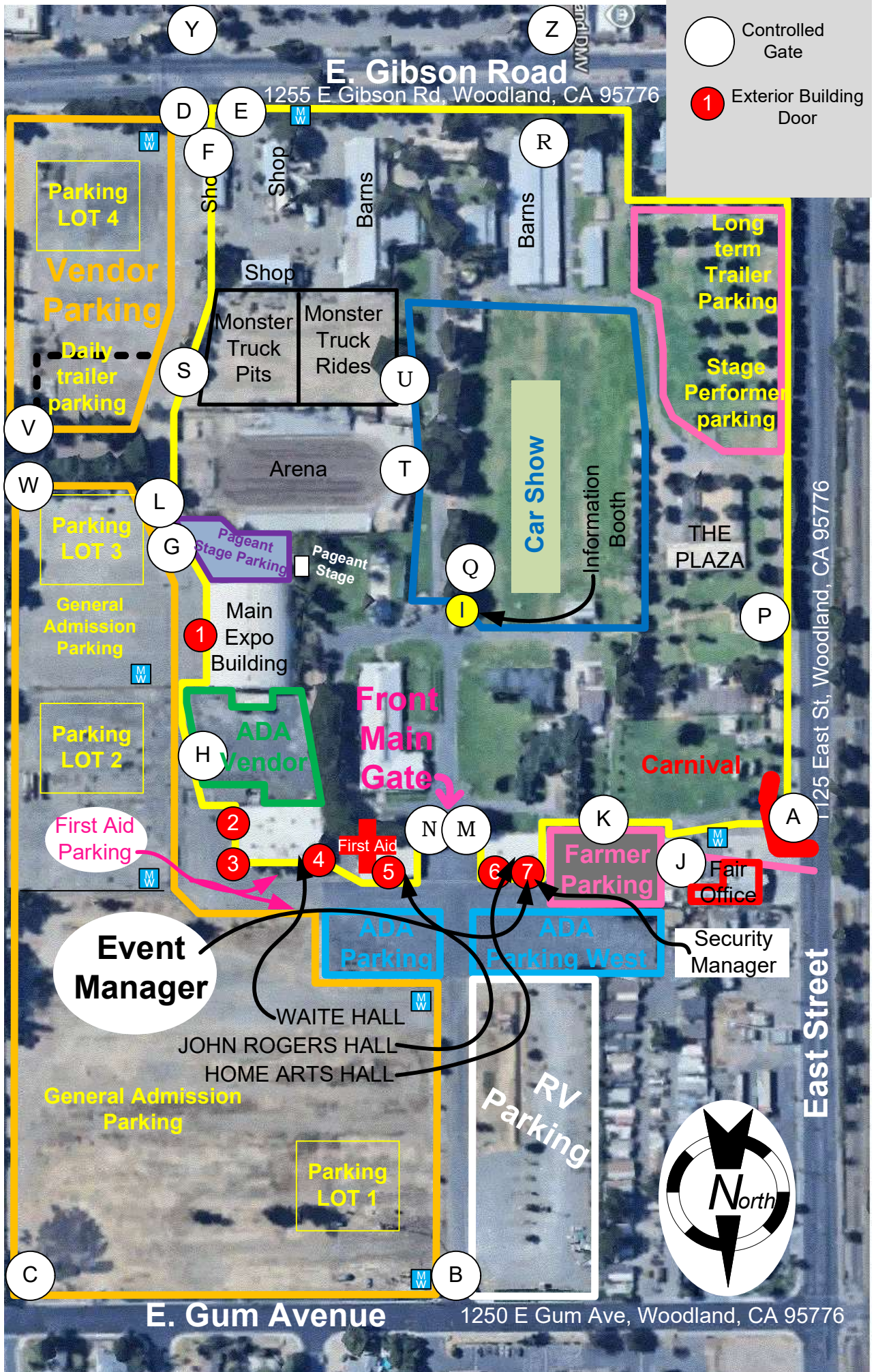


BerryFest Gate Control 2026

-  Controlled Gate
-  Exterior Building Door



- A-Gate A - East Street Gate, Emergency Vehicle/personnel enter and exit only, otherwise Gate will remain closed. Participant Wristbands allowed. Gate A Pass is only good from 6:30 to 7:30am and from 4 to 4:30pm. Gate to be locked at 4:30pm. Check credentials of people going behind Fair Office. Gate J parking pass required for vehicles and participation wristband required for people. Guard will also carry a will call box with envelopes of passes to check out. Address: 1125 East St, Woodland, CA 95776**
- B-Gate B - Main Parking Entrance (5 Radios) Main parking entrance, \$10 collected by Kiwanis. Address: 1250 E Gum Ave, Woodland, CA 95776/Parking Lot 1, Exit Only, not manned. Right turn exit only**
- D-Gate D - Back Car Gate, Vendor Parking Entrance/Exit, staffed by two BerryFest Staff, Radio call sign "Gate D". One person is a manager for Gates D, Y and Z, providing change fund, collecting deposits and relieving persons for breaks. Car Show Load in 6:30 to 9am. Load Out 3pm to 4pm. Vendor Load in 6:30am to 7:30 am, load out 4pm to 5pm. Address: 1255 E Gibson Rd, Woodland, CA 95776 Gate to remain closed at all times and only opened during emergency exit and emergency vehicles by security at Gate F. Unlocked gate at 6:30am and lock at 4:30pm. Address: 1255 E Gibson Rd, Woodland, CA 95776**
- F-Gate F - Back Entrance, Back Entrance, ticket sales, w/two security guards checking bags and patrons entering. Two ticket sellers. One ticket collector.**
- G-Gate G - Pageant Parking, Pageant Stage staff, sound and entertainer parking. Must have gate G parking pass for vehicles, and Participant Wristband for people walking or in vehicles. Watch the back door of the Expo Building (Door 1) and watch for hand offs, sneaking people, or any suspicious activity. Locked back doors are often used to sneak in and out of an event. The door will be locked from the outside and marked as an emergency exit only on the inside.**
- H-Gate H - Managers Lot, ADA Vendor, event manager/coordinators, internal medical staff parking. Must Have Gate H pass for vehicles and participant wristband on people. Watch the back door of Waite Hall and Expo Building (Doors 1, 2 and 3) and watch for over fence hand offs, sneaking people, or any suspicious activity. Locked back doors are often used to sneak in and out of an event. The door will be locked from the outside and marked as an emergency exit only on the inside.**
- J-Farmers Car Gate, Farmer parking entrance, staffed by one BerryFest staff. Only farmers or entertainers in Waite Hall and John Rodgers hall with Gate J Pass, all vehicles must have a Gate J pass and all people must have participant wristbands. Watching fence line for hand offs, jumpers, or any suspicious activity. Fence lines are often used to throw things into a secure area that can be collected after they enter. Watch Gate J.**
- L-To remain closed and dummy locked with combo lock. In case lock is accidentally closed the combo to the lock is written on the lock. Staff at Gate G will open gate L for emergency access if needed.**
- M-Main Gate Entrance, Main Gate for Guest Entrance, Four security guards, Radio call sign "Main Gate" Watch the back doors of the John Roberts Hall.**
- N-Leave gate open. Exit Only except for participant wristbands. Give hand stamps to anyone how may want to return but they must go through security on their way back in. 20' Fire lane must be maintained.**
- P-Position P - East Street Fence, Guard will keep eyes on the East Street Fence line. Watching for hand offs, jumpers, or any suspicious activity. Fence lines are often used to throw things into a secure area that can be collected after they enter. Assist Interior roamers if needed.**
- Q-Two interior roamers (2 radios) Insure Doors 1, 2, 3, 4 and 5 remain closed and locked from the outside at all times. Watch interior guests for suspicious activities, alcohol hand-offs, and perimeter fences.**
- R-Position R - (E. Bidwell Fence) Guard will keep eyes on the E. Gibson Road Fence line. Watching for hand offs, jumpers, or any suspicious activity. Fence lines are often used to throw things into a secure area that can be collected after they enter. Assist Interior roamers if needed.**
- S-Gate S - Pit Area Wristband Access "Participant" into event only from 7am to 10am and after Monster Truck show has concluded, from Vendor Parking. Watching fence line for hand offs, jumpers, or any suspicious activity. Fence lines are often used to throw things into a secure area that can be collected after they enter. During Monster Truck show only pit pass wristbands are allowed.**
- T-Arena - (1 radio for Rick, 1 radio for Zach) 2 guards will roam interior and help and entrance. 3 Labor Max workers will check credentials at the gate. Zack Monstagn will be a host on the interior and host on the microphone until 11am when he will introduce the Monster Truck Show MC at 11am. Rick Radoni will be the public safety officer representing BerryFest and help Zach host the entrance if time allows. Terry Woodcock will manage back of house for Monster Truck Show.**
- U-Monster Truck Rides. Managed by Monster Truck ride staff**
- V-Gate to remain open with signs that say do not enter without proper credentials from both sides.**
- W-Gate to remain open with signs that say do not enter without proper credentials from both sides.**
- Y-Remote Parking. Collect \$10 for parking, Managed by Gate D Manager**
- Z-Remote Parking. Collect \$10 for parking, Managed by Gate D Manager**

1125 East St, Woodland, CA 95776



E. Gum Avenue

1250 E Gum Ave, Woodland, CA 95776